







WATERPIK™ WATER FLOSSER TIP GUIDE

Which Tip is Right for Your Patient?

Tip	Usage	Benefit	Recommend for use with
<input type="checkbox"/> Classic Jet Tip JT-100E, JT-450E 	<ul style="list-style-type: none"> - General use 	The Easy and Most Effective Way to Floss!*	Available with every Waterpik™ water flosser
<input type="checkbox"/> Orthodontic Tip OD-100E 	<ul style="list-style-type: none"> - Braces - General use 	Specially designed to reach underneath wires and around brackets to remove plaque.	Available with Aquarius™ Ultra ION Cordless Advanced
<input type="checkbox"/> Plaque Seeker™ Tip PS-100E 	<ul style="list-style-type: none"> - Implants - Bridges - Retainers - General use 	Removes bacteria and debris from hard to reach areas around dental restorations.	Available with Aquarius™ Ultra ION Cordless Advanced
<input type="checkbox"/> Pik Pocket™ Tip PP-100E 	<ul style="list-style-type: none"> - Periodontal pockets - Furcations 	Gently delivers medicaments and rinses deep below the gumline.	Available with Aquarius™ Ultra ION
<input type="checkbox"/> Tongue Cleaner Tip TC-100E 	<ul style="list-style-type: none"> - Fresher Breath 	Removes bacteria and sulfur compounds that reside on the tongue and cause bad breath.	Available with any compatible Waterpik™ water flosser
<input type="checkbox"/> Implant Denture Tip DT-100E 	<ul style="list-style-type: none"> - Implant retained dentures 	Specially designed to reach underneath and around implant retained dentures to remove bacteria and debris.	Available with ION

Instructions:

*compared to string floss and other manual interdental brushes and picks